

Going Shopping

Counting coins and using exact change. Pennies through quarters.



©2012 Samantha Divincenzo

Fonts - www.kevinandamanda.com/fonts


graphics - www.mycutegraphics.com

Going Shopping

You're going shopping for 12 items at the store. Choose a card and read the price. Use the coin pieces to figure out the smallest number of coins you'll need to pay for the EXACT cost of the item. On your recording sheet, draw the coins.

For the Teacher:

Students will need coin manipulatives for this activity. The cash register clipart can be used however you see fit! 😊 Students will be drawing coins by making a circle and writing the value inside. They should know how to do so before beginning this activity!



\$0.75

75¢




\$0.34

34¢



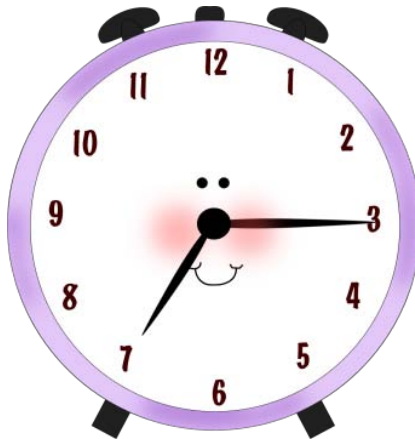
\$0.98

98¢



\$0.18

18¢



\$0.87

87¢




\$0.60

60¢



\$0.59

59¢




\$0.41

41¢



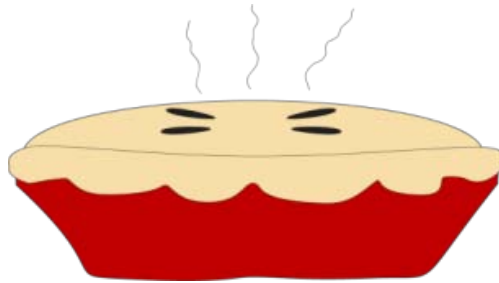
\$0.50

50¢




\$0.22

22¢



\$0.90

90¢



\$0.08

8¢



Name: _____

Draw coins to pay for each item. Use the LEAST number of coins as possible. To make coins, draw a circle and write their value inside. → 25

